

201 - Weimar

Statistics				TOTAL		Absentee	Early Voting	Election Day
Registered Voters - Total				0				
Registered Voters - Republican Party				0				
Registered Voters - Democratic Party				0				
Registered Voters - NONPARTISAN				0				
Ballots Cast - Total				1,169		31	562	576
Ballots Cast - Republican Party				1,090		15	536	539
Ballots Cast - Democratic Party				79		16	26	37
Ballots Cast - NONPARTISAN				0		0	0	0
Ballots Cast - Blank				0		0	0	0
Voter Turnout - Total				0.00%				
Voter Turnout - Republican Party				0.00%				
Voter Turnout - Democratic Party				0.00%				
Voter Turnout - NONPARTISAN				0.00%				

REP US Representative, District 10


Vote For 1				TOTAL		VOTE %	Absentee	Early Voting	Election Day
Michael McCaul				858		100.00%	12	446	400
Total Votes Cast				858		100.00%	12	446	400

REP Governor

Vote For 1				TOTAL		VOTE %	Absentee	Early Voting	Election Day
Greg Abbott				741		69.45%	9	371	361
Don Huffines				114		10.68%	3	53	58
Allen B. West				96		9.00%	2	54	40
Rick Perry				53		4.97%	0	20	33
Chad Prather				41		3.84%	0	20	21
Kandy Kaye Horn				15		1.41%	0	8	7
Paul Belew				4		0.37%	1	2	1
Danny Harrison				3		0.28%	0	2	1
Total Votes Cast				1,067		100.00%	15	530	522

REP Lieutenant Governor

Vote For 1				TOTAL		VOTE %	Absentee	Early Voting	Election Day
Dan Patrick				845		84.00%	11	432	402
Daniel Miller				80		7.95%	1	40	39
Trayce Bradford				30		2.98%	0	14	16
Aaron Sorrells				23		2.29%	0	9	14
Zach Vance				15		1.49%	1	10	4
Todd M. Bullis				13		1.29%	0	6	7
Total Votes Cast				1,006		100.00%	13	511	482



Official Results

Precinct Summary Results
20220301_Colorado County Primary Election
March 01, 2022

OFFICIAL RESULTS

Colorado County

201 - Weimar

REP Attorney General

Vote For 1

	TOTAL	VOTE %	Absentee	Early Voting	Election Day
Ken Paxton	388	37.31%	4	197	187
George P. Bush	361	34.71%	5	166	190
Eva Guzman	190	18.27%	6	114	70
Louie Gohmert	101	9.71%	0	48	53
Total Votes Cast	1,040	100.00%	15	525	500

REP Comptroller of Public Accounts

Vote For 1

	TOTAL	VOTE %	Absentee	Early Voting	Election Day
Glenn Hegar	858	90.51%	12	435	411
Mark V. Goloby	90	9.49%	1	51	38
Total Votes Cast	948	100.00%	13	486	449

REP Comm General Land Office

Vote For 1

	TOTAL	VOTE %	Absentee	Early Voting	Election Day
Dawn Buckingham	247	30.99%	5	133	109
Tim Westley	198	24.84%	5	106	87
Jon Spiers	140	17.57%	0	60	80
Don W. Minton	73	9.16%	0	41	32
Victor Avila	70	8.78%	1	43	26
Weston Martinez	31	3.89%	0	16	15
Rufus Lopez	25	3.14%	0	13	12
Ben Armenta	13	1.63%	0	6	7
Total Votes Cast	797	100.00%	11	418	368

REP Commissioner of Agriculture

Vote For 1

	TOTAL	VOTE %	Absentee	Early Voting	Election Day
Sid Miller	537	59.67%	8	271	258
James White	298	33.11%	5	160	133
Carey A. Council	65	7.22%	1	32	32
Total Votes Cast	900	100.00%	14	463	423

REP Railroad Commissioner

Vote For 1

	TOTAL	VOTE %	Absentee	Early Voting	Election Day
Wayne Christian	381	45.09%	4	216	161
Tom Slocum Jr	158	18.70%	1	83	74
Sarah Stogner	131	15.50%	2	65	64
Marvin "Sarge" Summers	90	10.65%	1	40	49
Dawayne Tipton	85	10.06%	0	39	46
Total Votes Cast	845	100.00%	8	443	394

201 - Weimar

REP Justice, Supreme Court, PI 3

Vote For 1

	TOTAL	VOTE %	Absentee	Early Voting	Election Day
Debra Lehrmann	839	100.00%	12	440	387
Total Votes Cast	839	100.00%	12	440	387

REP Justice, Supreme Court, PI 5

Vote For 1

	TOTAL	VOTE %	Absentee	Early Voting	Election Day
Rebeca Huddle	825	100.00%	12	432	381
Total Votes Cast	825	100.00%	12	432	381

REP Justice, Supreme Court, PI 9

Vote For 1

	TOTAL	VOTE %	Absentee	Early Voting	Election Day
David J. Schenck	437	56.10%	5	240	192
Evan Young	342	43.90%	3	174	165
Total Votes Cast	779	100.00%	8	414	357

REP Judge, Ct of Crim App, PI 2

Vote For 1

	TOTAL	VOTE %	Absentee	Early Voting	Election Day
Mary Lou Keel	826	100.00%	11	440	375
Total Votes Cast	826	100.00%	11	440	375

REP Judge, Ct of Crim App, PI 5

Vote For 1

	TOTAL	VOTE %	Absentee	Early Voting	Election Day
Scott Walker	416	53.20%	3	215	198
Clint Morgan	366	46.80%	2	199	165
Total Votes Cast	782	100.00%	5	414	363

REP Judge, Ct of Crim App, PI 6


Vote For 1

	TOTAL	VOTE %	Absentee	Early Voting	Election Day
Jesse F. McClure, III	808	100.00%	10	431	367
Total Votes Cast	808	100.00%	10	431	367

REP Member, State BoE, Dist 10

Vote For 1

	TOTAL	VOTE %	Absentee	Early Voting	Election Day
Tom Maynard	820	100.00%	11	430	379
Total Votes Cast	820	100.00%	11	430	379



Official Results

Precinct Summary Results
20220301_Colorado County Primary Election
March 01, 2022

OFFICIAL RESULTS

Colorado County

201 - Weimar

REP State Senator, Dist 17

Vote For 1

	TOTAL	VOTE %	Absentee	Early Voting	Election Day
Joan Huffman	822	100.00%	12	436	374
Total Votes Cast	822	100.00%	12	436	374

REP State Representative, Dist 85

Vote For 1

	TOTAL	VOTE %	Absentee	Early Voting	Election Day
Fred Roberts	326	38.04%	2	177	147
Phil W. Stephenson	238	27.77%	6	130	102
Stan Kitzman	226	26.37%	1	114	111
Artemio "Art" Hernandez	67	7.82%	2	26	39
Total Votes Cast	857	100.00%	11	447	399

REP Chief Justice, 1st Ct of App Dist

Vote For 1

	TOTAL	VOTE %	Absentee	Early Voting	Election Day
Terry Adams	810	100.00%	11	430	369
Total Votes Cast	810	100.00%	11	430	369

REP Justice, 1st Ct of App Dist, PI 4

Vote For 1

	TOTAL	VOTE %	Absentee	Early Voting	Election Day
April Farris	808	100.00%	11	429	368
Total Votes Cast	808	100.00%	11	429	368

REP Justice, 14th Ct of App Dist, PI 2

Vote For 1

	TOTAL	VOTE %	Absentee	Early Voting	Election Day
Kevin Jewell	806	100.00%	11	432	363
Total Votes Cast	806	100.00%	11	432	363

REP Justice, 14th Ct of App Dist, PI 9


Vote For 1

	TOTAL	VOTE %	Absentee	Early Voting	Election Day
Randy Wilson	806	100.00%	11	429	366
Total Votes Cast	806	100.00%	11	429	366

REP County Judge

Vote For 1

	TOTAL	VOTE %	Absentee	Early Voting	Election Day
Ty Prause	911	100.00%	12	472	427
Total Votes Cast	911	100.00%	12	472	427



Official Results

Precinct Summary Results
20220301_Colorado County Primary Election
March 01, 2022

OFFICIAL RESULTS

Colorado County

201 - Weimar

REP District Clerk

Vote For 1

	TOTAL	VOTE %	Absentee	Early Voting	Election Day
Valerie Dunn Harmon	906	100.00%	12	470	424
Total Votes Cast	906	100.00%	12	470	424

REP County Clerk

Vote For 1

	TOTAL	VOTE %	Absentee	Early Voting	Election Day
Kimberly Menke	890	100.00%	13	466	411
Total Votes Cast	890	100.00%	13	466	411

REP County Treasurer

Vote For 1

	TOTAL	VOTE %	Absentee	Early Voting	Election Day
Joyce Guthmann	887	100.00%	13	458	416
Total Votes Cast	887	100.00%	13	458	416

REP County Surveyor

Vote For 1

	TOTAL	VOTE %	Absentee	Early Voting	Election Day
Matthew Loessin	868	100.00%	12	455	401
Total Votes Cast	868	100.00%	12	455	401

REP County Commissioner Pct 2

Vote For 1

	TOTAL	VOTE %	Absentee	Early Voting	Election Day
Ryan P. Brandt	518	49.19%	12	263	243
Bob Christen	266	25.26%	1	121	144
Kevin (Boomer) Hinze	146	13.87%	0	76	70
Clayton Smith	123	11.68%	1	61	61
Total Votes Cast	1,053	100.00%	14	521	518

REP JOP Pct 2

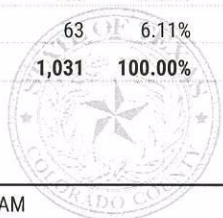
Vote For 1

	TOTAL	VOTE %	Absentee	Early Voting	Election Day
Boe Reeves	883	100.00%	11	462	410
Total Votes Cast	883	100.00%	11	462	410

REP Proposition 1

Vote For 1

	TOTAL	VOTE %	Absentee	Early Voting	Election Day
YES	968	93.89%	11	482	475
NO	63	6.11%	3	33	27
Total Votes Cast	1,031	100.00%	14	515	502



Official Results

Precinct Summary Results
20220301_Colorado County Primary Election
March 01, 2022

OFFICIAL RESULTS

Colorado County

201 - Weimar

REP Proposition 2

Vote For 1

	TOTAL	VOTE %	Absentee	Early Voting	Election Day
YES	781	78.10%	12	386	383
NO	219	21.90%	1	119	99
Total Votes Cast	1,000	100.00%	13	505	482

REP Proposition 3

Vote For 1

	TOTAL	VOTE %	Absentee	Early Voting	Election Day
YES	909	88.08%	10	453	446
NO	123	11.92%	5	63	55
Total Votes Cast	1,032	100.00%	15	516	501

REP Proposition 4

Vote For 1

	TOTAL	VOTE %	Absentee	Early Voting	Election Day
YES	926	92.05%	11	468	447
NO	80	7.95%	3	37	40
Total Votes Cast	1,006	100.00%	14	505	487

REP Proposition 5

Vote For 1

	TOTAL	VOTE %	Absentee	Early Voting	Election Day
YES	849	84.39%	11	415	423
NO	157	15.61%	3	94	60
Total Votes Cast	1,006	100.00%	14	509	483

REP Proposition 6

Vote For 1

	TOTAL	VOTE %	Absentee	Early Voting	Election Day
YES	806	82.33%	9	409	388
NO	173	17.67%	3	90	80
Total Votes Cast	979	100.00%	12	499	468

REP Proposition 7

Vote For 1

	TOTAL	VOTE %	Absentee	Early Voting	Election Day
YES	998	96.71%	13	500	485
NO	34	3.29%	1	19	14
Total Votes Cast	1,032	100.00%	14	519	499



Official Results

Precinct Summary Results

20220301_Colorado County Primary Election

March 01, 2022

OFFICIAL RESULTS

Colorado County

201 - Weimar

REP Proposition 8

Vote For 1

	TOTAL	VOTE %	Absentee	Early Voting	Election Day
YES	928	91.43%	12	466	450
NO	87	8.57%	2	42	43
Total Votes Cast	1,015	100.00%	14	508	493

REP Proposition 9

Vote For 1

	TOTAL	VOTE %	Absentee	Early Voting	Election Day
YES	907	89.10%	12	461	434
NO	111	10.90%	2	52	57
Total Votes Cast	1,018	100.00%	14	513	491

REP Proposition 10

Vote For 1

	TOTAL	VOTE %	Absentee	Early Voting	Election Day
YES	937	92.86%	11	472	454
NO	72	7.14%	3	39	30
Total Votes Cast	1,009	100.00%	14	511	484

DEM US Representative, District 10

Vote For 1

	TOTAL	VOTE %	Absentee	Early Voting	Election Day
Linda Nuno	63	100.00%	11	22	30
Total Votes Cast	63	100.00%	11	22	30

DEM Governor


Vote For 1

	TOTAL	VOTE %	Absentee	Early Voting	Election Day
Beto O'Rourke	66	85.71%	15	23	28
Michael Cooper	7	9.09%	0	1	6
Rich Wakeland	2	2.60%	1	1	0
Joy Diaz	1	1.30%	0	1	0
Inocencio (Inno) Barrientez	1	1.30%	0	0	1
Total Votes Cast	77	100.00%	16	26	35

DEM Lieutenant Governor

Vote For 1

	TOTAL	VOTE %	Absentee	Early Voting	Election Day
Mike Collier	35	47.95%	9	12	14
Carla Brailey	20	27.40%	3	7	10
Michelle Beckley	18	24.66%	2	7	9
Total Votes Cast	73	100.00%	14	26	33



Official Results

201 - Weimar

DEM Attorney General

Vote For 1

	TOTAL	VOTE %	Absentee	Early Voting	Election Day
Joe Jaworski	26	35.14%	8	9	9
Mike Fields	17	22.97%	1	8	8
Lee Merritt	13	17.57%	4	3	6
Rochelle Mercedes Garza	12	16.22%	1	4	7
S. "TBONE" Raynor	6	8.11%	0	2	4
Total Votes Cast	74	100.00%	14	26	34

DEM Comptroller of Public Accounts

Vote For 1

	TOTAL	VOTE %	Absentee	Early Voting	Election Day
Janet T. Dudding	35	52.24%	7	9	19
Tim Mahoney	18	26.87%	4	7	7
Angel Luis Vega	14	20.90%	1	8	5
Total Votes Cast	67	100.00%	12	24	31

DEM Comm General Land Office

Vote For 1

	TOTAL	VOTE %	Absentee	Early Voting	Election Day
Jay Kleberg	22	31.43%	5	8	9
Michael Lange	21	30.00%	6	8	7
Sandragrace Martinez	17	24.29%	1	7	9
Jinny Suh	10	14.29%	2	1	7
Total Votes Cast	70	100.00%	14	24	32

DEM Commissioner of Agriculture

Vote For 1

	TOTAL	VOTE %	Absentee	Early Voting	Election Day
Susan Hays	59	84.29%	10	22	27
Ed Ireson	11	15.71%	3	3	5
Total Votes Cast	70	100.00%	13	25	32

DEM Railroad Commissioner


Vote For 1

	TOTAL	VOTE %	Absentee	Early Voting	Election Day
Luke Warford	64	100.00%	10	23	31
Total Votes Cast	64	100.00%	10	23	31

DEM Justice, Supreme Court, PI 3

Vote For 1

	TOTAL	VOTE %	Absentee	Early Voting	Election Day
Erin A Nowell	64	100.00%	10	24	30
Total Votes Cast	64	100.00%	10	24	30



Precinct Summary Results
20220301_Colorado County Primary Election
March 01, 2022

OFFICIAL RESULTS

Colorado County

201 - Weimar

DEM Justice, Supreme Court, PI 5

Vote For 1

	TOTAL	VOTE %	Absentee	Early Voting	Election Day
Amanda Reichel	63	100.00%	10	25	28
Total Votes Cast	63	100.00%	10	25	28

DEM Justice, Supreme Court, PI 9

Vote For 1

	TOTAL	VOTE %	Absentee	Early Voting	Election Day
Julia Maldonado	64	100.00%	10	24	30
Total Votes Cast	64	100.00%	10	24	30

DEM Judge, Ct of Crim App, PI 5

Vote For 1

	TOTAL	VOTE %	Absentee	Early Voting	Election Day
Dana Huffman	65	100.00%	11	24	30
Total Votes Cast	65	100.00%	11	24	30

DEM Judge, Ct of Crim App, PI 6

Vote For 1

	TOTAL	VOTE %	Absentee	Early Voting	Election Day
Robert Johnson	67	100.00%	12	24	31
Total Votes Cast	67	100.00%	12	24	31

DEM State Senator, Dist 17

Vote For 1

	TOTAL	VOTE %	Absentee	Early Voting	Election Day
Miguel Gonzalez	40	58.82%	7	16	17
Titus Benton	28	41.18%	6	8	14
Total Votes Cast	68	100.00%	13	24	31

DEM State Representative, Dist 85

Vote For 1

	TOTAL	VOTE %	Absentee	Early Voting	Election Day
Larry E Baggett	62	100.00%	10	23	29
Total Votes Cast	62	100.00%	10	23	29

DEM Chief Justice, 1st Ct of App Dist

Vote For 1

	TOTAL	VOTE %	Absentee	Early Voting	Election Day
Julie Countiss	64	100.00%	10	24	30
Total Votes Cast	64	100.00%	10	24	30



Official Results

201 - Weimar

DEM Justice, 1st Ct of App Dist, PI 4

Vote For 1

	TOTAL	VOTE %	Absentee	Early Voting	Election Day
Mike Engelhart	64	100.00%	10	24	30
Total Votes Cast	64	100.00%	10	24	30

DEM Justice, 14th Ct of App Dist, PI 2

Vote For 1

	TOTAL	VOTE %	Absentee	Early Voting	Election Day
Cheri C Thomas	37	53.62%	8	14	15
Kyle Carter	32	46.38%	5	10	17
Total Votes Cast	69	100.00%	13	24	32

DEM Justice, 14th Ct of App Dist, PI 9

Vote For 1

	TOTAL	VOTE %	Absentee	Early Voting	Election Day
Chris Conrad	44	63.77%	10	16	18
William Demond	25	36.23%	3	8	14
Total Votes Cast	69	100.00%	13	24	32



Official Results

Precinct Summary Results
20220301_Colorado County Primary Election
March 01, 2022

OFFICIAL RESULTS

Colorado County

202 - Sheridan

Statistics

	TOTAL	Absentee	Early Voting	Election Day
Registered Voters - Total	0			
Registered Voters - Republican Party	0			
Registered Voters - Democratic Party	0			
Registered Voters - NONPARTISAN	0			
Ballots Cast - Total	181	6	51	124
Ballots Cast - Republican Party	172	4	48	120
Ballots Cast - Democratic Party	9	2	3	4
Ballots Cast - NONPARTISAN	0	0	0	0
Ballots Cast - Blank	0	0	0	0
Voter Turnout - Total	0.00%			
Voter Turnout - Republican Party	0.00%			
Voter Turnout - Democratic Party	0.00%			
Voter Turnout - NONPARTISAN	0.00%			

REP US Representative, District 10

Vote For 1

	TOTAL	VOTE %	Absentee	Early Voting	Election Day
Michael McCaul	150	100.00%	2	44	104
Total Votes Cast	150	100.00%	2	44	104

REP Governor


Vote For 1

	TOTAL	VOTE %	Absentee	Early Voting	Election Day
Greg Abbott	120	70.59%	3	37	80
Allen B. West	18	10.59%	0	6	12
Don Huffines	15	8.82%	0	1	14
Rick Perry	7	4.12%	0	1	6
Chad Prather	6	3.53%	0	3	3
Paul Belew	2	1.18%	1	0	1
Danny Harrison	1	0.59%	0	0	1
Kandy Kaye Horn	1	0.59%	0	0	1
Total Votes Cast	170	100.00%	4	48	118

REP Lieutenant Governor

Vote For 1

	TOTAL	VOTE %	Absentee	Early Voting	Election Day
Dan Patrick	137	82.53%	3	45	89
Daniel Miller	12	7.23%	0	1	11
Trayce Bradford	7	4.22%	1	0	6
Todd M. Bullis	4	2.41%	0	0	4
Zach Vance	4	2.41%	0	0	4
Aaron Sorrells	2	1.20%	0	1	1
Total Votes Cast	166	100.00%	4	47	115



Precinct Summary Results
20220301_Colorado County Primary Election
March 01, 2022

OFFICIAL RESULTS

Colorado County

202 - Sheridan

REP Attorney General

Vote For 1

	TOTAL	VOTE %	Absentee	Early Voting	Election Day
Ken Paxton	78	46.15%	3	25	50
George P. Bush	56	33.14%	1	13	42
Eva Guzman	18	10.65%	0	7	11
Louie Gohmert	17	10.06%	0	3	14
Total Votes Cast	169	100.00%	4	48	117

REP Comptroller of Public Accounts

Vote For 1

	TOTAL	VOTE %	Absentee	Early Voting	Election Day
Glenn Hegar	135	85.44%	3	40	92
Mark V. Goloby	23	14.56%	0	8	15
Total Votes Cast	158	100.00%	3	48	107

REP Comm General Land Office

Vote For 1

	TOTAL	VOTE %	Absentee	Early Voting	Election Day
Tim Westley	47	30.92%	0	15	32
Dawn Buckingham	45	29.61%	2	16	27
Jon Spiers	26	17.11%	2	4	20
Victor Avila	12	7.89%	0	6	6
Don W. Minton	10	6.58%	0	3	7
Weston Martinez	8	5.26%	0	2	6
Ben Armenta	3	1.97%	0	1	2
Rufus Lopez	1	0.66%	0	0	1
Total Votes Cast	152	100.00%	4	47	101

REP Commissioner of Agriculture

Vote For 1

	TOTAL	VOTE %	Absentee	Early Voting	Election Day
Sid Miller	80	51.61%	2	17	61
James White	58	37.42%	0	23	35
Carey A. Council	17	10.97%	0	6	11
Total Votes Cast	155	100.00%	2	46	107

REP Railroad Commissioner

Vote For 1

	TOTAL	VOTE %	Absentee	Early Voting	Election Day
Wayne Christian	70	46.67%	1	29	40
Sarah Stogner	29	19.33%	1	8	20
Tom Slocum Jr	21	14.00%	2	3	16
Dawayne Tipton	17	11.33%	0	4	13
Marvin "Sarge" Summers	13	8.67%	0	1	12
Total Votes Cast	150	100.00%	4	45	101

Precinct Summary Results
20220301_Colorado County Primary Election
March 01, 2022

OFFICIAL RESULTS

Colorado County

202 - Sheridan

REP Justice, Supreme Court, PI 3

Vote For 1

	TOTAL	VOTE %	Absentee	Early Voting	Election Day
Debra Lehrmann	151	100.00%	3	44	104
Total Votes Cast	151	100.00%	3	44	104

REP Justice, Supreme Court, PI 5

Vote For 1

	TOTAL	VOTE %	Absentee	Early Voting	Election Day
Rebeca Huddle	152	100.00%	3	44	105
Total Votes Cast	152	100.00%	3	44	105

REP Justice, Supreme Court, PI 9

Vote For 1

	TOTAL	VOTE %	Absentee	Early Voting	Election Day
David J. Schenck	88	59.86%	2	27	59
Evan Young	59	40.14%	0	17	42
Total Votes Cast	147	100.00%	2	44	101

REP Judge, Ct of Crim App, PI 2

Vote For 1

	TOTAL	VOTE %	Absentee	Early Voting	Election Day
Mary Lou Keel	149	100.00%	2	44	103
Total Votes Cast	149	100.00%	2	44	103

REP Judge, Ct of Crim App, PI 5

Vote For 1

	TOTAL	VOTE %	Absentee	Early Voting	Election Day
Scott Walker	83	56.08%	0	22	61
Clint Morgan	65	43.92%	2	24	39
Total Votes Cast	148	100.00%	2	46	100

REP Judge, Ct of Crim App, PI 6

Vote For 1

	TOTAL	VOTE %	Absentee	Early Voting	Election Day
Jesse F. McClure, III	151	100.00%	2	44	105
Total Votes Cast	151	100.00%	2	44	105

REP Member, State BoE, Dist 10

Vote For 1

	TOTAL	VOTE %	Absentee	Early Voting	Election Day
Tom Maynard	150	100.00%	2	44	104
Total Votes Cast	150	100.00%	2	44	104



Official Results

202 - Sheridan

REP State Senator, Dist 17

Vote For 1

	TOTAL	VOTE %	Absentee	Early Voting	Election Day
Joan Huffman	151	100.00%	2	44	105
Total Votes Cast	151	100.00%	2	44	105

REP State Representative, Dist 85

Vote For 1

	TOTAL	VOTE %	Absentee	Early Voting	Election Day
Phil W. Stephenson	58	38.93%	1	22	35
Fred Roberts	41	27.52%	0	7	34
Stan Kitzman	41	27.52%	2	11	28
Artemio "Art" Hernandez	9	6.04%	1	3	5
Total Votes Cast	149	100.00%	4	43	102

REP Chief Justice, 1st Ct of App Dist

Vote For 1

	TOTAL	VOTE %	Absentee	Early Voting	Election Day
Terry Adams	147	100.00%	2	44	101
Total Votes Cast	147	100.00%	2	44	101

REP Justice, 1st Ct of App Dist, PI 4

Vote For 1

	TOTAL	VOTE %	Absentee	Early Voting	Election Day
April Farris	144	100.00%	2	43	99
Total Votes Cast	144	100.00%	2	43	99

REP Justice, 14th Ct of App Dist, PI 2

Vote For 1

	TOTAL	VOTE %	Absentee	Early Voting	Election Day
Kevin Jewell	147	100.00%	2	44	101
Total Votes Cast	147	100.00%	2	44	101

REP Justice, 14th Ct of App Dist, PI 9


Vote For 1

	TOTAL	VOTE %	Absentee	Early Voting	Election Day
Randy Wilson	146	100.00%	2	42	102
Total Votes Cast	146	100.00%	2	42	102

REP County Judge

Vote For 1

	TOTAL	VOTE %	Absentee	Early Voting	Election Day
Ty Prause	155	100.00%	3	45	107
Total Votes Cast	155	100.00%	3	45	107



Official Results

Precinct Summary Results
20220301_Colorado County Primary Election
March 01, 2022

OFFICIAL RESULTS

Colorado County

202 - Sheridan

REP District Clerk

Vote For 1

	TOTAL	VOTE %	Absentee	Early Voting	Election Day
Valerie Dunn Harmon	151	100.00%	2	44	105
Total Votes Cast	151	100.00%	2	44	105

REP County Clerk

Vote For 1

	TOTAL	VOTE %	Absentee	Early Voting	Election Day
Kimberly Menke	151	100.00%	2	44	105
Total Votes Cast	151	100.00%	2	44	105

REP County Treasurer

Vote For 1

	TOTAL	VOTE %	Absentee	Early Voting	Election Day
Joyce Guthmann	151	100.00%	2	45	104
Total Votes Cast	151	100.00%	2	45	104

REP County Surveyor

Vote For 1

	TOTAL	VOTE %	Absentee	Early Voting	Election Day
Matthew Loessin	151	100.00%	2	45	104
Total Votes Cast	151	100.00%	2	45	104

REP County Commissioner Pct 2

Vote For 1

	TOTAL	VOTE %	Absentee	Early Voting	Election Day
Clayton Smith	52	31.71%	3	11	38
Ryan P. Brandt	49	29.88%	0	15	34
Kevin (Boomer) Hinze	35	21.34%	0	9	26
Bob Christen	28	17.07%	0	12	16
Total Votes Cast	164	100.00%	3	47	114

REP JOP Pct 2


Vote For 1

	TOTAL	VOTE %	Absentee	Early Voting	Election Day
Boe Reeves	149	100.00%	2	45	102
Total Votes Cast	149	100.00%	2	45	102

REP Proposition 1

Vote For 1

	TOTAL	VOTE %	Absentee	Early Voting	Election Day
YES	160	95.24%	3	47	110
NO	8	4.76%	1	1	6
Total Votes Cast	168	100.00%	4	48	116



Official Results

202 - Sheridan

REP Proposition 2

Vote For 1

	TOTAL	VOTE %	Absentee	Early Voting	Election Day
YES	131	78.92%	2	39	90
NO	35	21.08%	2	9	24
Total Votes Cast	166	100.00%	4	48	114

REP Proposition 3

Vote For 1

	TOTAL	VOTE %	Absentee	Early Voting	Election Day
YES	151	90.42%	2	45	104
NO	16	9.58%	2	3	11
Total Votes Cast	167	100.00%	4	48	115

REP Proposition 4

Vote For 1

	TOTAL	VOTE %	Absentee	Early Voting	Election Day
YES	154	92.22%	3	45	106
NO	13	7.78%	1	3	9
Total Votes Cast	167	100.00%	4	48	115

REP Proposition 5

Vote For 1

	TOTAL	VOTE %	Absentee	Early Voting	Election Day
YES	143	86.67%	2	44	97
NO	22	13.33%	2	4	16
Total Votes Cast	165	100.00%	4	48	113

REP Proposition 6


Vote For 1

	TOTAL	VOTE %	Absentee	Early Voting	Election Day
YES	147	90.18%	3	45	99
NO	16	9.82%	1	3	12
Total Votes Cast	163	100.00%	4	48	111

REP Proposition 7

Vote For 1

	TOTAL	VOTE %	Absentee	Early Voting	Election Day
YES	160	96.39%	3	46	111
NO	6	3.61%	1	0	5
Total Votes Cast	166	100.00%	4	46	116



Official Results

202 - Sheridan

REP Proposition 8

Vote For 1

	TOTAL	VOTE %	Absentee	Early Voting	Election Day
YES	158	94.05%	3	46	109
NO	10	5.95%	1	2	7
Total Votes Cast	168	100.00%	4	48	116

REP Proposition 9

Vote For 1

	TOTAL	VOTE %	Absentee	Early Voting	Election Day
YES	150	89.82%	2	41	107
NO	17	10.18%	2	7	8
Total Votes Cast	167	100.00%	4	48	115

REP Proposition 10

Vote For 1

	TOTAL	VOTE %	Absentee	Early Voting	Election Day
YES	158	95.76%	3	48	107
NO	7	4.24%	1	0	6
Total Votes Cast	165	100.00%	4	48	113

DEM US Representative, District 10

Vote For 1

	TOTAL	VOTE %	Absentee	Early Voting	Election Day
Linda Nuno	7	100.00%	2	2	3
Total Votes Cast	7	100.00%	2	2	3

DEM Governor


Vote For 1

	TOTAL	VOTE %	Absentee	Early Voting	Election Day
Beto O'Rourke	8	88.89%	1	3	4
Rich Wakeland	1	11.11%	1	0	0
Joy Diaz	0	0.00%	0	0	0
Inocencio (Inno) Barrientez	0	0.00%	0	0	0
Michael Cooper	0	0.00%	0	0	0
Total Votes Cast	9	100.00%	2	3	4

DEM Lieutenant Governor

Vote For 1

	TOTAL	VOTE %	Absentee	Early Voting	Election Day
Carla Brailey	4	50.00%	1	2	1
Mike Collier	4	50.00%	1	1	2
Michelle Beckley	0	0.00%	0	0	0
Total Votes Cast	8	100.00%	2	3	3



Official Results

202 - Sheridan

DEM Attorney General

Vote For 1

	TOTAL	VOTE %	Absentee	Early Voting	Election Day
Rochelle Mercedes Garza	3	37.50%	1	0	2
Joe Jaworski	2	25.00%	0	1	1
Lee Merritt	2	25.00%	1	1	0
S. "TBONE" Raynor	1	12.50%	0	1	0
Mike Fields	0	0.00%	0	0	0
Total Votes Cast	8	100.00%	2	3	3

DEM Comptroller of Public Accounts

Vote For 1

	TOTAL	VOTE %	Absentee	Early Voting	Election Day
Angel Luis Vega	4	44.44%	0	1	3
Janet T. Dudding	3	33.33%	0	2	1
Tim Mahoney	2	22.22%	2	0	0
Total Votes Cast	9	100.00%	2	3	4

DEM Comm General Land Office

Vote For 1

	TOTAL	VOTE %	Absentee	Early Voting	Election Day
Jay Kleberg	4	44.44%	0	1	3
Sandragrace Martinez	3	33.33%	1	1	1
Michael Lange	1	11.11%	0	1	0
Jinny Suh	1	11.11%	1	0	0
Total Votes Cast	9	100.00%	2	3	4

DEM Commissioner of Agriculture

Vote For 1

	TOTAL	VOTE %	Absentee	Early Voting	Election Day
Susan Hays	8	88.89%	2	2	4
Ed Ireson	1	11.11%	0	1	0
Total Votes Cast	9	100.00%	2	3	4

DEM Railroad Commissioner

Vote For 1

	TOTAL	VOTE %	Absentee	Early Voting	Election Day
Luke Warford	9	100.00%	2	3	4
Total Votes Cast	9	100.00%	2	3	4

DEM Justice, Supreme Court, PI 3

Vote For 1

	TOTAL	VOTE %	Absentee	Early Voting	Election Day
Erin A Nowell	8	100.00%	2	3	3
Total Votes Cast	8	100.00%	2	3	3

202 - Sheridan

DEM Justice, Supreme Court, PI 5

Vote For 1

	TOTAL	VOTE %	Absentee	Early Voting	Election Day
Amanda Reichel	7	100.00%	2	3	2
Total Votes Cast	7	100.00%	2	3	2

DEM Justice, Supreme Court, PI 9

Vote For 1

	TOTAL	VOTE %	Absentee	Early Voting	Election Day
Julia Maldonado	9	100.00%	2	3	4
Total Votes Cast	9	100.00%	2	3	4

DEM Judge, Ct of Crim App, PI 5

Vote For 1

	TOTAL	VOTE %	Absentee	Early Voting	Election Day
Dana Huffman	8	100.00%	2	3	3
Total Votes Cast	8	100.00%	2	3	3

DEM Judge, Ct of Crim App, PI 6

Vote For 1

	TOTAL	VOTE %	Absentee	Early Voting	Election Day
Robert Johnson	8	100.00%	2	3	3
Total Votes Cast	8	100.00%	2	3	3

DEM State Senator, Dist 17

Vote For 1

	TOTAL	VOTE %	Absentee	Early Voting	Election Day
Miguel Gonzalez	5	55.56%	1	0	4
Titus Benton	4	44.44%	1	3	0
Total Votes Cast	9	100.00%	2	3	4

DEM State Representative, Dist 85

Vote For 1

	TOTAL	VOTE %	Absentee	Early Voting	Election Day
Larry E Baggett	8	100.00%	2	3	3
Total Votes Cast	8	100.00%	2	3	3

DEM Chief Justice, 1st Ct of App Dist

Vote For 1

	TOTAL	VOTE %	Absentee	Early Voting	Election Day
Julie Countiss	7	100.00%	2	3	2
Total Votes Cast	7	100.00%	2	3	2



Official Results

202 - Sheridan

DEM Justice, 1st Ct of App Dist, PI 4

Vote For 1

	TOTAL	VOTE %	Absentee	Early Voting	Election Day
Mike Engelhart	6	100.00%	2	2	2
Total Votes Cast	6	100.00%	2	2	2

DEM Justice, 14th Ct of App Dist, PI 2

Vote For 1

	TOTAL	VOTE %	Absentee	Early Voting	Election Day
Cheri C Thomas	5	71.43%	2	0	3
Kyle Carter	2	28.57%	0	2	0
Total Votes Cast	7	100.00%	2	2	3

DEM Justice, 14th Ct of App Dist, PI 9

Vote For 1

	TOTAL	VOTE %	Absentee	Early Voting	Election Day
Chris Conrad	4	66.67%	1	1	2
William Demond	2	33.33%	1	1	0
Total Votes Cast	6	100.00%	2	2	2



Official Results